

Matching Naviance to Common App

The screenshot shows the Naviance Student web interface. At the top, there is a dark teal header with the Naviance logo and 'Student' on the left, and navigation links for Home, Colleges, Careers, About Me, and My Planner on the right. Below the header is a green confirmation banner with a checkmark icon, the text 'Confirmation', and a message: 'The colleges you're applying have been updated'. A 'Close' button with an 'X' icon is in the top right of the banner. Underneath the banner is a dark grey section titled 'Colleges I'm applying to' with a search bar on the right labeled 'Search for colleges'. At the bottom is a pink banner with an information icon, the text 'It looks like you are not currently able to apply to Common App schools.', and a sub-message: 'Match your Common App account to Naviance Student account to get started.' A white button labeled 'Match Accounts' is positioned in the top right corner of the pink banner.

Naviance | *Student* Home Colleges Careers About Me My Planner

✓ **Confirmation** Close

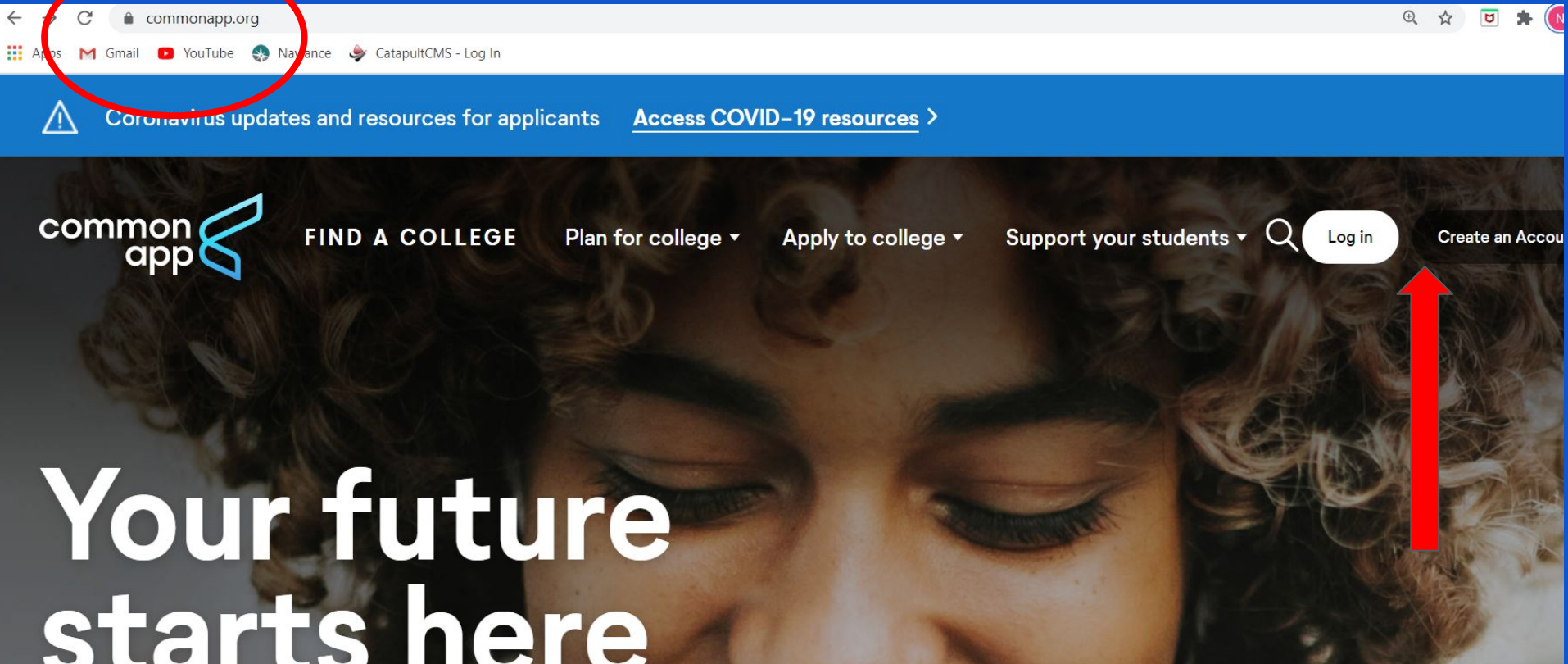
The colleges you're applying have been updated

Colleges I'm applying to Search for colleges

ⓘ It looks like you are not currently able to apply to Common App schools.
Match your Common App account to Naviance Student account to get started. Match Accounts

Matching your account will allow LOR, School Reports and transcripts to be sent to your colleges.

Log into your Common App account or create a Common App account. Add at least one college you will be applying to.



The screenshot shows the Common App website homepage. A red circle highlights the address bar containing 'commonapp.org'. A red arrow points to the 'Create an Account' button in the top right navigation bar. The background features a close-up of a person's face with curly hair.

commonapp

FIND A COLLEGE Plan for college ▾ Apply to college ▾ Support your students ▾ Log in Create an Account

Your future starts here

Add the colleges - you need to add at least one college prior to Matching



Welcome, Nina!

Dashboard

My Colleges

Common App

College Search

Financial Aid Resources

College Search

Application Requirements

College or City Name

Separate multiple search terms with a comma, e.g.: Washington, Boston

 More filters

880 results

Sort by: College Name ▼



Aberystwyth University

Aberystwyth, Ceredigion - GBR



Adelphi University

Garden City, NY - USA



Agnes Scott College

Durham, NC - USA



Instructions
and Help



Need Help?

Please use the link below to look for an answer to your question. Answers to most questions can be found in [Read more](#)

The Education section needs to be completed next, which is located on the Common App tab

The screenshot shows the Common App interface. At the top, the 'common app' logo is on the left, and a 'Welcome, Nina!' message is on the right. Below the logo, a navigation bar contains five tabs: 'Dashboard', 'My Colleges', 'Common App', 'College Search', and 'Financial Aid Resources'. A large red arrow points to the 'Common App' tab. The 'Common App' tab is active, showing a sidebar on the left with a 'Common Application' header and a list of sections: 'Profile', 'Family', 'Education', 'Testing', 'Activities', 'Writing', and 'Courses & Grades'. A red arrow points to the 'Education' section in the sidebar. The main content area is titled 'Education' and has a 'Preview' button. Below the title, there is a link to 'View Education Tutorial'. The section is titled 'Current or Most Recent Secondary/High School' and contains the following information: 'Current or most recent secondary/high school *', 'Carlmont High School', '1400 Alameda de Las Pulgas', 'Belmont, CA 94002-3585', 'USA', 'Public', and 'CEEB Code : 050270'. At the bottom of this section are two buttons: 'Change' and 'Remove'. On the right side of the page, there is a 'Need Help?' section with a link to 'Read more'.

common app

Welcome, Nina!

Dashboard My Colleges Common App College Search Financial Aid Resources

Common Application

Profile

Family

Education

Testing

Activities

Writing

Courses & Grades
0 college(s) require

Education

Preview

[View Education Tutorial](#)

Current or Most Recent Secondary/High School

Current or most recent secondary/high school *

Carlmont High School

1400 Alameda de Las Pulgas

Belmont, CA 94002-3585

USA

Public

CEEB Code : 050270

Change Remove

Instructions and Help

Need Help?

Please use the link below to look for an answer to your question. Answers to most questions can be found in [Read more](#)

It is important that you release your information on the FERPA page. Waiving your rights lets colleges know that you do not intend to read your recommendation, which helps reassure colleges that the letters are candid and truthful. Read the choices carefully.

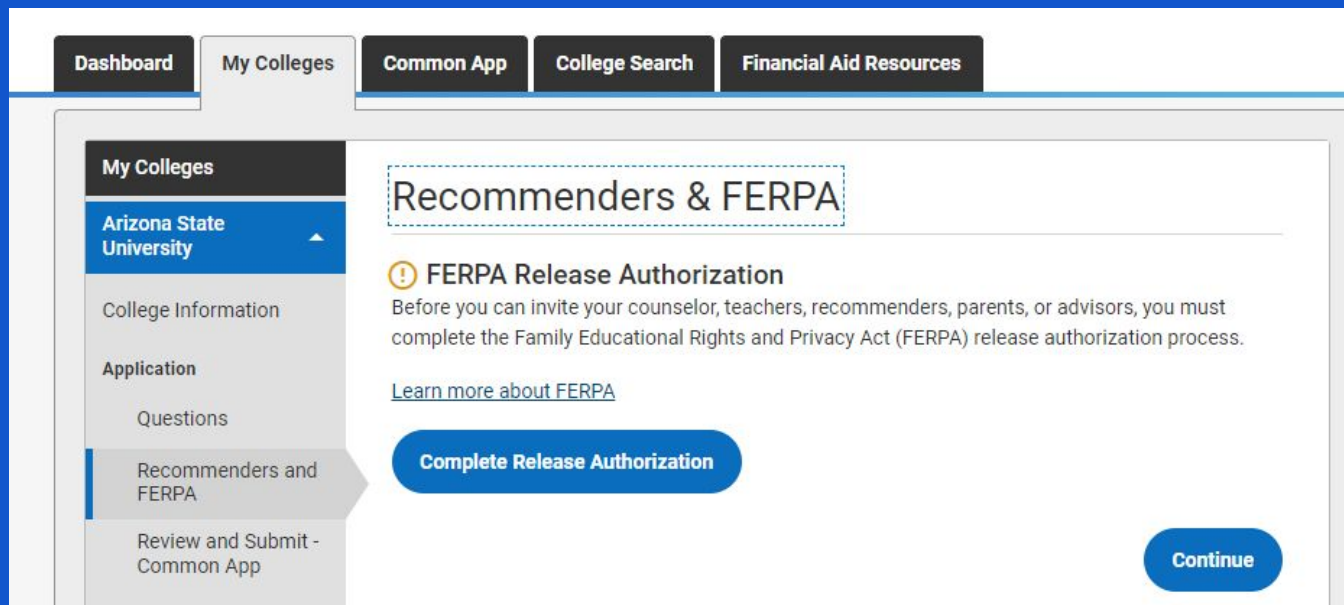
FERPA Waiver

- ☐ Click on the “My Colleges” Tab. Select one college.
- ☐ The FERPA question is found within the 'Assign Recommenders' tab of your application.
- ☐ ****IMPORTANT: You will NOT be assigning recommenders though the Common App website.** You will be requesting teacher recommendations through Naviance.
- ☐ Do not provide counselor or teachers' names or emails on the Common App.
- ☐ To make your FERPA decision, click on the 'release authorization' link and follow the prompts.
- ☐ Complete Form and save.

My Colleges Tab
Click on one of your colleges.

Then click on
Recommenders &
FERPA

DO NOT INVITE
Carlmont Teachers
or Counselors on the
“Invite
Recommenders”
section. You will
“invite” teachers
through Naviance



IMPORTANT

Read the FERPA Instructions



Release Authorization

Instructions

The next screen will ask you two important questions about your release of and access to your educational records under FERPA, the Family Educational Rights and Privacy Act. Since FERPA is a complex law, we want to provide some key information before you respond. We encourage you to learn about FERPA by [reading our FAQ](#). We also suggest discussing FERPA with your counselor, parent, guardian, or other school official to be better informed about your rights.



1. How does FERPA relate to your college application?

- FERPA regulates the privacy of student education records, which could include your application to the college where you enroll. FERPA also gives you the right to review confidential letters of recommendation provided as part of that application after you enroll.

2. In a moment, you'll be asked if you want to waive the right to review confidential letters of recommendation. What should you know about this waiver?

- Waiving your right lets colleges know that you do not intend to read your recommendations, which helps reassure colleges that the letters are candid and truthful.
- Some recommenders may decline to write a letter for you if you do not waive your rights. Check with your counselor or teachers to see if any of them follow such a policy.

3. Still unsure how to respond?

- That's OK. Many students are. Before you move on, take a moment to discuss your decision with your counselor, another school official, or your parent/legal guardian. For more information about FERPA, visit the [Help Center](#).

☐ I have read and understood the FERPA Release Authorization explanation above.*

Continu



Release Authorization

FERPA Form



I acknowledge that every school that I have attended may release all requested records and recommendations to colleges to which I am applying for admission. I also understand that employees at these colleges may confidentially contact my current and former schools should they have questions about the information submitted on my behalf.*

Please select one: *

☐

I waive my right to review all recommendations and supporting documents.

☐

I DO NOT waive my right to review all recommendations and supporting documents.

☐

I understand that my waiver or no waiver selection above pertains to all colleges to which I apply and that my **selections on this page cannot be changed once I sign and click Save below.***

Signature *

Date *



Back

Save and Close

We suggest



After this step you are ready to match

Log into your Naviance account.
From your home page click on Colleges I'm applying to



The screenshot displays the Naviance website interface. At the top, the navigation bar includes links for Home, Self-Discovery, Careers, Colleges, and Planner. The 'Colleges' tab is highlighted, and a dropdown menu is open, showing various options such as 'College Home', 'Find Your fit', 'Research Colleges', 'Apply to College', and 'Scholarships & Money'. The 'Apply to College' section is further expanded, showing links for 'Colleges I'm Applying to', 'Manage Transcripts', 'Letters of Recommendation', and 'Test Scores'. A red arrow points to the 'Colleges I'm Applying to' link. Below the navigation bar, the main content area features a welcome message for 'Demo Rasor - Carlmont' and a 'Welcome Back Class of 20' section. A 'Read more' button is visible at the bottom left.

NAVIANCE
BY POWERSCHOOL

Home Self-Discovery Careers **Colleges** Planner

Welcome, Demo Rasor - Carlmont

Search for Colleges

College Home

Find Your fit

SuperMatch College Search

College Match

College Events

Scattergrams

Advanced College Search

College Lookup

Research Colleges

Colleges I'm Thinking About

College Visits

College Compare

College Resources

Acceptance History

Enrichment Programs

College Maps

Apply to College

Colleges I'm Applying to

Manage Transcripts

Letters of Recommendation

Test Scores

Scholarships & Money

College-Specific Scholarships

National Scholarship Search

Scholarship Search

Favorite Scholarships

SEARCH

Welcome Back Class of 20

Welcome back to school.

This fall your counseling department and your College and Career Center will lead you through the college application process. Please read your emails regularly. We are here for all your questions and concerns. Colleges will be conducting virtual visits with Carlmont students during September, October and November.

Best wishes seniors!

Read more

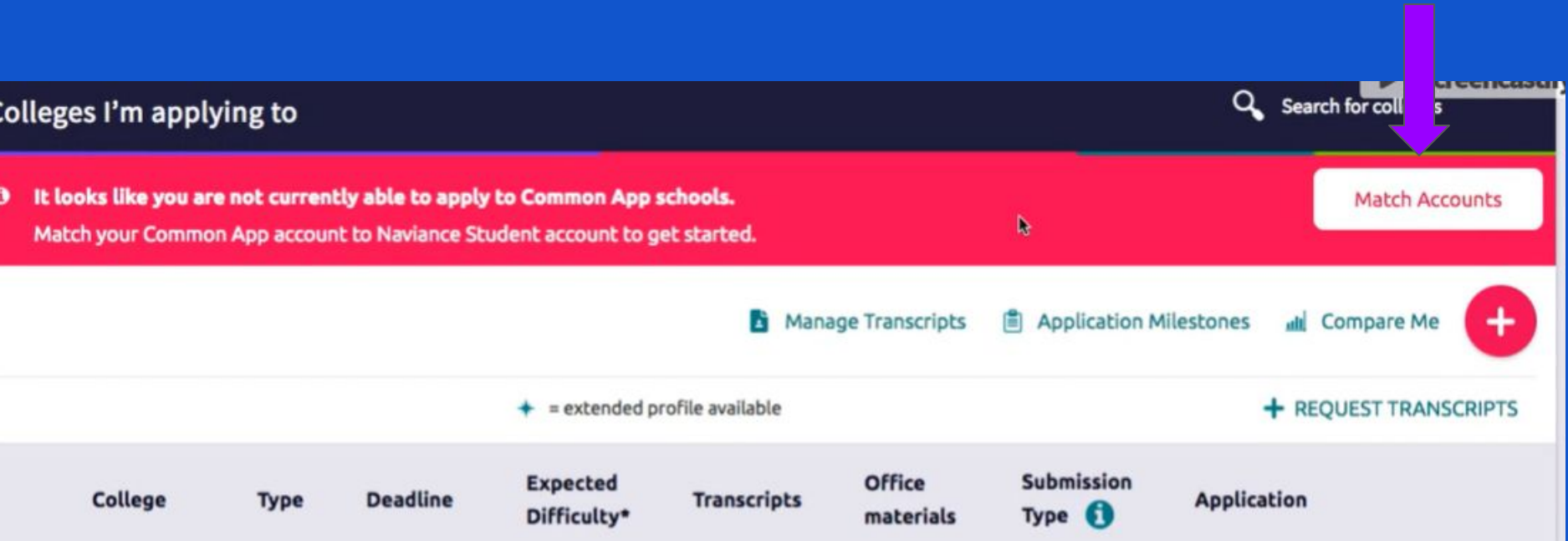
COLLEGES
I'm thinking about

COLLEGES
I'm applying to

CAREERS AND CLUSTERS
I'm thinking about

SCHOLARSHIPS & MONEY
Favorite Scholarships

Click on Match Accounts - enter the email address you used on your Common App. After the match, the colleges listed on your Common App will automatically add to Colleges I'm applying to" in Naviance



Colleges I'm applying to

Search for colleges


It looks like you are not currently able to apply to Common App schools.
Match your Common App account to Naviance Student account to get started.

Match Accounts

Manage Transcripts Application Milestones Compare Me

+ = extended profile available

REQUEST TRANSCRIPTS

College	Type	Deadline	Expected Difficulty*	Transcripts	Office materials	Submission Type 	Application
---------	------	----------	----------------------	-------------	------------------	--	-------------

After Matching, verify the deadlines are correct in your Colleges I'm Applying to" page. The date listed will be the date counselors and teachers will use to send letters.

Colleges I'm applying to									
✓ Your Common App account has been matched. Your FERPA status is waived. You're ready to apply to colleges using Common App.									
Manage Transcripts Compare M									
* = extended deadline available									
College	Type	Deadline	Expected Difficulty*	Transcripts	Office materials	Submission Type	Application		
Boston College	RD	Override January 1	N/A	no request	Pending		Unknown ▾	MORE	
* Boston University	RD	Regular Decision	January 4	N/A	no request		Unknown ▾	MORE	
* Brown University	RD	Regular Decision	January 5	N/A	no request		Unknown ▾	MORE	



Questions?? Ask Mrs. Rasor from your College &
Career Center nrasor@seq.org