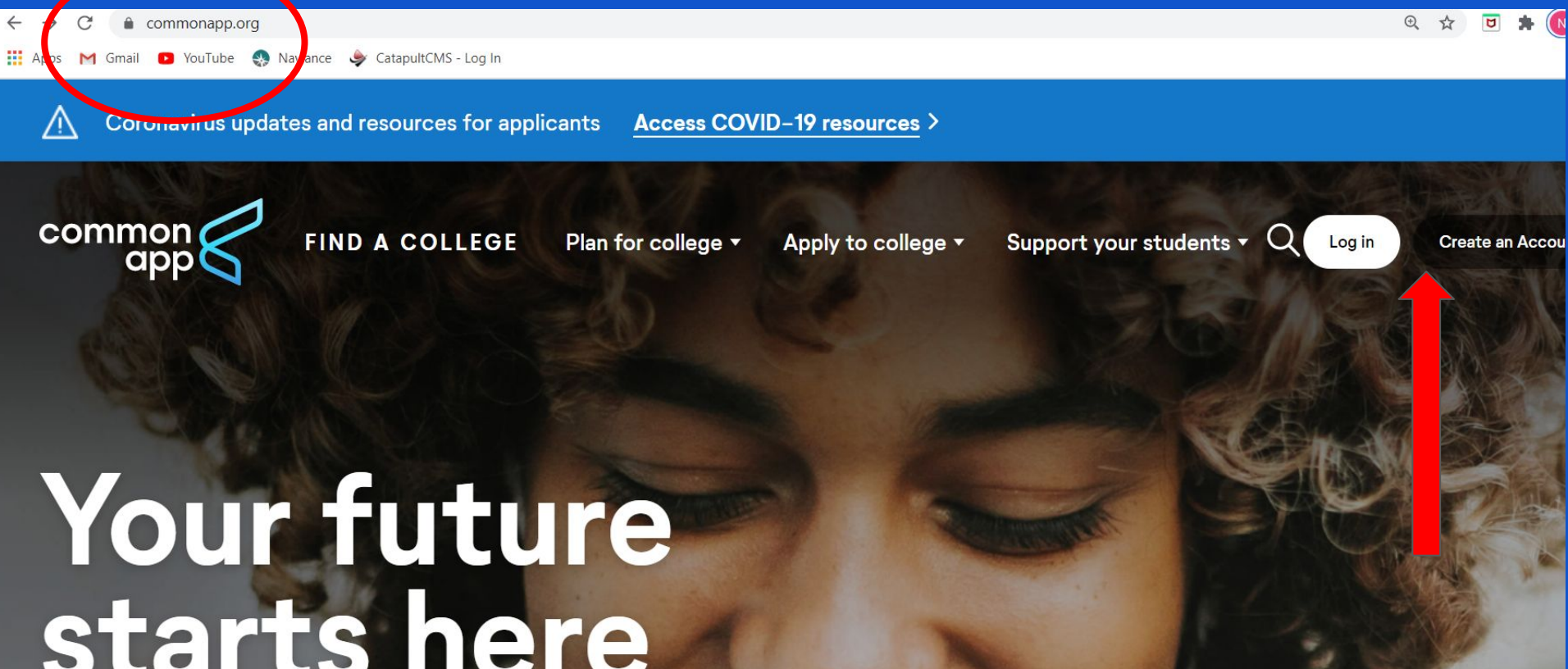


# Matching Naviance to Common App

The screenshot shows the Naviance Student website interface. At the top left, the logo "Naviance | Student" is displayed. On the top right, there are navigation links: "Home", "Colleges", "Careers", "About Me", and "My Planner". A green confirmation banner is present, stating "Confirmation" with a checkmark icon and "The colleges you're applying have been updated", with a "Close" button on the right. Below this is a dark grey header for "Colleges I'm applying to" with a search bar labeled "Search for colleges". A red warning banner at the bottom states: "It looks like you are not currently able to apply to Common App schools. Match your Common App account to Naviance Student account to get started." A white button labeled "Match Accounts" is located on the right side of the red banner.

Matching your account will allow LOR, School Reports and transcripts to be sent to your colleges.

Log into your Common App account or create a Common App account. Add at least one college you will be applying to.



The image shows a screenshot of the Common App website homepage. The browser's address bar at the top shows the URL [commonapp.org](https://commonapp.org), which is circled in red. Below the address bar, there are navigation links for "Coronavirus updates and resources for applicants" and "Access COVID-19 resources >". The main navigation bar includes the Common App logo, "FIND A COLLEGE", "Plan for college ▾", "Apply to college ▾", "Support your students ▾", a search icon, a "Log in" button, and a "Create an Account" button. A red arrow points to the "Create an Account" button. The background of the page features a close-up image of a young woman with curly hair, looking down. The text "Your future starts here" is overlaid on the bottom left of the image.

common app

FIND A COLLEGE Plan for college ▾ Apply to college ▾ Support your students ▾

Log in Create an Account

Your future starts here

# Add the colleges - you need to add at least one college prior to Matching



Welcome, Nina!

Dashboard

My Colleges

Common App

College Search

Financial Aid Resources

## College Search

Application Requirements


College or City Name

Separate multiple search terms with a comma, e.g.: Washington, Boston


 More filters

880 results

Sort by: College Name ▼

 **Aberystwyth University**  
Aberystwyth, Ceredigion - GBR

 **Adelphi University**  
Garden City, NY - USA

 **Agnes Scott College**  
Decatur, GA - USA

### Instructions and Help



#### Need Help?

Please use the link below to look for an answer to your question. Answers to most questions can be found in [Read more](#)

The Education section needs to be completed next, which is located on the Common App tab



Welcome, Nina!

Dashboard

My Colleges

Common App

College Search

Financial Aid Resources

Common Application

Profile

Family

Education

Testing

Activities

Writing

Courses & Grades  
0 college(s) require

Education

Preview

[View Education Tutorial](#) ▾

Current or Most Recent Secondary/High School

Current or most recent secondary/high school \*

*Carlmont High School*  
*1400 Alameda de Las Pulgas*  
*Belmont, CA 94002-3585*  
*USA*  
*Public*  
*CEEB Code : 050270*

Change

Remove

Instructions  
and Help



Need Help?

Please use the link below to look for an answer to your question. Answers to most questions can be found in [Read more](#)

It is important that you release your information on the FERPA page. Waiving your rights lets colleges know that you do not intend to read your recommendation, which helps reassure colleges that the letters are candid and truthful. Read the choices carefully.

## *FERPA Waiver*

---

- Click on the “My Colleges” Tab. Select one college.
- The FERPA question is found within the 'Assign Recommenders' tab of your application.
- \*\*IMPORTANT: You will NOT be assigning recommenders though the Common App website.** You will be requesting teacher recommendations through Naviance.
- Do not provide counselor or teachers' names or emails on the Common App.
- To make your FERPA decision, click on the 'release authorization' link and follow the prompts.
- Complete Form and save.

My Colleges Tab  
Click on one of  
your colleges.

Then click on  
Recommenders &  
FERPA

**DO NOT INVITE**  
Carlmont Teachers  
or Counselors on the  
"Invite  
Recommenders"  
section. You will  
"invite" teachers  
through Naviance

The screenshot shows the Naviance user interface. At the top, there are navigation tabs: Dashboard, My Colleges (selected), Common App, College Search, and Financial Aid Resources. Below these, the 'My Colleges' section is expanded to show 'Arizona State University'. A left-hand sidebar lists various options: College Information, Application, Questions, Recommenders and FERPA (highlighted with a right-pointing arrow), and Review and Submit - Common App. The main content area is titled 'Recommenders & FERPA' and features a warning icon and the heading 'FERPA Release Authorization'. The text below explains that users must complete the FERPA release authorization process before inviting counselors, teachers, recommenders, parents, or advisors. A link for 'Learn more about FERPA' is provided. A prominent blue button labeled 'Complete Release Authorization' is centered in the main area. In the bottom right corner, there is a 'Continue' button.

# IMPORTANT

## Read the FERPA Instructions

### 1. How does FERPA relate to your college application?

- FERPA regulates the privacy of student education records, which could include your application to the college where you enroll. FERPA also gives you the right to review confidential letters of recommendation provided as part of that application after you enroll.

### 2. In a moment, you'll be asked if you want to waive the right to review confidential letters of recommendation. What should you know about this waiver?

- Waiving your right lets colleges know that you do not intend to read your recommendations, which helps reassure colleges that the letters are candid and truthful.
- Some recommenders may decline to write a letter for you if you do not waive your rights. Check with your counselor or teachers to see if any of them follow such a policy.

### 3. Still unsure how to respond?

- That's OK. Many students are. Before you move on, take a moment to discuss your decision with your counselor, another school official, or your parent/legal guardian. For more information about FERPA, visit the [Help Center](#).

- I have read and understood the FERPA Release Authorization explanation above.\*





## Release Authorization

### FERPA Form

I acknowledge that every school that I have attended may release all requested records and recommendations to colleges to which I am applying for admission. I also understand that employees at these colleges may confidentially contact my current and former schools should they have questions about the information submitted on my behalf.\*

Please select one:\*

- I waive my right to review all recommendations and supporting documents.
- I DO NOT waive my right to review all recommendations and supporting documents.

I understand that my waiver or no waiver selection above pertains to all colleges to which I apply and that my **selections on this page cannot be changed once I sign and click Save below.**\*

Signature \*

Date \*



Back

Save and Close

We suggest



After this step  
you are ready to  
match



Log into your Naviance account.  
From your home page click on Colleges I'm applying to



The screenshot displays the Naviance website interface. At the top, the navigation bar includes the Naviance logo (BY POWERSCHOOL), a home icon, and menu items for Home, Self-Discovery, Careers, Colleges, and Planner. The 'Colleges' menu is currently selected, and a dropdown menu is open, listing various options such as College Home, Find Your fit, Research Colleges, Apply to College, and Scholarships & Money. The 'Apply to College' option is highlighted with a red arrow. Below the navigation bar, the main content area features a welcome message for 'Demo Razor - Carlmont' and a 'Welcome Back Class of 20...' section. A search bar is visible on the right side of the page.

**NAVIANCE**  
BY POWERSCHOOL

Home Self-Discovery Careers **Colleges** Planner

Welcome, Demo Razor - Carlmont

Search for Colleges

SEARCH

DRCCC About Me

**Colleges Dropdown Menu:**

- College Home
- Find Your fit
  - SuperMatch College Search
  - College Match
  - College Events
  - Scattergrams
  - Advanced College Search
  - College Lookup
- Research Colleges
  - Colleges I'm Thinking About
  - College Visits
  - College Compare
  - College Resources
  - Acceptance History
  - Enrichment Programs
  - College Maps
- Apply to College
  - Colleges I'm Applying to
  - Manage Transcripts
  - Letters of Recommendation
  - Test Scores
- Scholarships & Money
  - College-Specific Scholarships
  - National Scholarship Search
  - Scholarship Search
  - Favorite Scholarships

Welcome Back Class of 20...

Welcome back to school.

This fall your counseling department and your College and Career Center will lead you through the college application process. Please read your emails regularly. We are here for all your questions and concerns. Colleges will be conducting virtual visits with Carlmont students during September, October and November.

Best wishes seniors!

Read more

COLLEGES I'm thinking about

COLLEGES I'm applying to

CAREERS AND CLUSTERS I'm thinking about

SCHOLARSHIPS & MONEY Favorite Scholarships

Click on **Match Accounts** - enter the email address you used on your Common App. After the match, the colleges listed on your Common App will automatically add to "Colleges I'm applying to" in Naviance

## Colleges I'm applying to

Search for colleges

Match Accounts

It looks like you are not currently able to apply to Common App schools.  
Match your Common App account to Naviance Student account to get started.

Manage Transcripts

Application Milestones

Compare Me



+ = extended profile available

+ REQUEST TRANSCRIPTS

College	Type	Deadline	Expected Difficulty*	Transcripts	Office materials	Submission Type 	Application
---------	------	----------	----------------------	-------------	------------------	--	-------------

After Matching, verify the deadlines are correct in your "Colleges I'm Applying to" page. The date listed will be the date counselors and teachers will use to send letters.

Colleges I'm applying to 🔍 Search for colleges

✓ **Your Common App account has been matched.**  
Your FERPA status is waived. You're ready to apply to colleges using Common App.

[Manage Transcripts](#) [Compare M](#)

\* = extended deadline available

College	Type	Deadline	Expected Difficulty*	Transcripts	Office materials	Submission Type	Application	
Boston College	RD	Override January 1	N/A	no request	Pending		Unknown ▾	MORE
* Boston University	RD	Regular Decision 4	January N/A	no request	Pending		Unknown ▾	MORE
* Brown University	RD	Regular Decision 5	January N/A	no request	Pending		Unknown ▾	MORE



*Questions??*

*See your counselor or ask Ms. Pratap from your  
College & Career Center [ppratap@seq.org](mailto:ppratap@seq.org)*