



FINANCIAL AID

PLANNING

GETTING STARTED

Carlmont High School

HELLO EVERYONE!

BEFORE WE GET STARTED, PLEASE
ANSWER THE QUESTIONS TO THE
PRE-SURVEY.



Pre-Test Survey: <https://bit.ly/finaid-pretest-chs>



LESSON OBJECTIVES

By the end of this session you will:

1. Understand the importance of completing a financial aid application for your post-secondary planning.
2. Understand the differences between the Free Application for Federal Student Aid (FAFSA) and CA Dream Act Application (CADAA) and know what information is required for each form.
3. Choose which application you will use based on your personal circumstances.

AS A SENIOR, YOU ARE PLANNING FOR YOUR
POST-SECONDARY PATHWAYS. FINANCIAL PLANNING
MUST BE A MAJOR PART OF YOUR PLAN FOR YOUR
SOCIAL/EMOTIONAL WELL-BEING.



WHY IS FINANCIAL PLANNING IMPORTANT?

1. Budgeting is necessary to ensure that you are meeting your essential needs such as housing, food, utilities, and other necessities.
2. The more informed you are about your resources, the more you will have access to opportunities.
3. Accessing financial resources to help pay for your post-secondary planning could significantly reduce your stress level.


APPLYING FOR FINANCIAL
AID IS A STEP IN FINANCIAL
PLANNING

WHY MIGHT A STUDENT COMPLETE A FINANCIAL AID APPLICATION?

I think a student might complete a financial aid application because...

IMPORTANCE OF APPLYING FOR FAFSA/CADAA

- Can help pay for community college
 - Certificate programs
 - Associate degree programs
 - Transfer to 4-year college or university
- Can help pay for vocational training schools
- Can help pay for university
 - Bachelor degree



More education =
Increased earning
potential \$\$\$\$\$

And IT'S A STATE REQUIREMENT TO
COMPLETE ONE OF THE FORMS!!!!

While filling out financial aid forms can seem like an insurmountable task, you CAN do it!!!



TYPES OF FINANCIAL AID FORMS

You fill out one form only- either the FAFSA or CADAA

FAFSA

(Free Application for
Federal Student Aid)

CADAA

(California Dream Act
Application)

WHICH FORM WOULD I NEED?

FAFSA	CADAA
<ul style="list-style-type: none">• U.S Citizen• Permanent Resident• Eligible non-citizen• T Visa holder	<ul style="list-style-type: none">• Undocumented student• Have a valid or expired DACA• U Visa holders• Have Temporary Protected Status (TPS)

See Your Counselor if you're not sure which one to fill out

DEPENDENT STUDENT VERSUS INDEPENDENT STUDENT

Independent Student

- At least 24 years old
- Married
- A member of the armed forces
- An orphan
- A ward of the court
- Someone with legal dependents other than a spouse
- An emancipated minor
- Someone who is homeless or at risk of becoming homeless.

****If you are an independent student, you may not be required to enter parental information on your FAFSA or CADAA application.**

DOCUMENTS YOU MAY NEED TO COMPLETE THE FAFSA OR CADAA

FAFSA

For you AND your parent/s

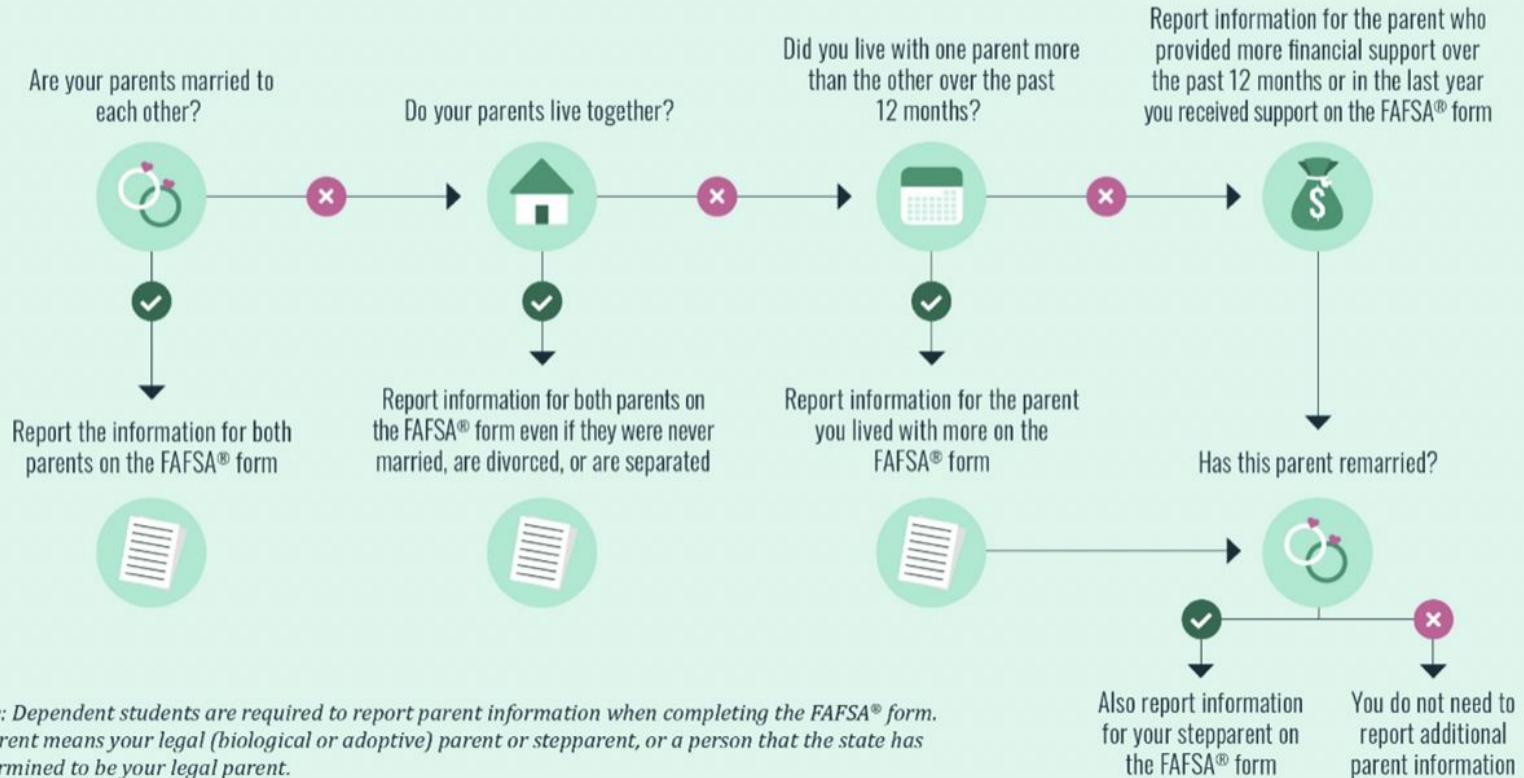
- ❑ Social security number (parent, if applicable)
- ❑ Federal income tax return from the previous tax year
- ❑ Cash, savings and checking account balances
- ❑ Any benefits from certain programs (SSI, SNAP, Free/Reduced Lunch, TANF, CalWORKS, WIC)

CADAA

For you AND your parent/s

- ❑ Federal income tax return from the previous tax year
- ❑ Cash, savings and checking account balances
- ❑ Any benefits from certain programs (SSI, SNAP, Free/Reduced Lunch, TANF, CalWORKS, WIC)

Who's My Parent When I Fill Out My FAFSA® Form?



Note: Dependent students are required to report parent information when completing the FAFSA® form. A parent means your legal (biological or adoptive) parent or stepparent, or a person that the state has determined to be your legal parent.

STEPS NEEDED TO COMPLETE THE FAFSA OR CADAA

FAFSA

1. Create a FSA ID.
 - a. You will receive an email confirmation from the Social Security administration once your ID has been verified.
2. Go to the FAFSA website and begin your application.

CADAA

1. Visit the CADAA website and click on “first time user.”
2. Answer the questions regarding the SSN. Note: A DACA number is not a SSN.
3. Answer questions regarding AB540.
4. Start the application.

STUDENTS MUST SUBMIT THEIR CADAA/FAFSA BY MARCH 2ND FOR CAL GRANT ELIGIBILITY!

WHAT ARE MY NEXT STEPS?

1. Use this handout as a checklist to ensure that you have all of the documentation needed to complete your financial aid application.
2. Attend a Cash for College Workshop with your parent/guardian.

November 2 at Carlmont - 6pm

FINANCIAL AID PLANNING TIMELINE

PHASE 1

PARTICIPATE IN
THIS FINANCIAL
AID
PRESENTATION

PHASE 2


GATHER
DOCUMENTS AND
COMPLETE THIS
CHECKLIST

PHASE 3

ATTEND CASH FOR
COLLEGE
WORKSHOP AND
SUBMIT YOUR
FAFSA/
CADA!



BEFORE YOU LEAVE, PLEASE
ANSWER THE QUESTIONS THIS
POST-TEST!



You can knock
out
FAFSA/CADAA!



Post Test Survey: <https://bit.ly/finaid-posttest-chs>